



<https://www.commonsense.org/education/>

如何开始

关于 Common Sense Education

Common Sense 是美国领先的非营利组织，通过提供他们在 21 世纪茁壮成长所需的值得信赖的信息、教育和独立的声音，致力于改善所有儿童和家庭的生活。世界各地的学校都信任他们提供的免费的数字公民课程和教育科技评级。教育者可以访问课程计划、教育技术评级、工具等。

指示：

- 通过访问以下网址创建帐户：
<https://www.commonsense.org/education/user/register> 并填写表格。
- 如果您有 Google 帐户或 Clever 帐户，则可以使用其中任何一个 [登录凭据](#)。或者，使用您的电子邮件地址。
- 创建密码时，密码长度必须至少为 8 个字符，并且包含一个大写字母和一个数字或符号。
- 单击NEXT(下一步)按钮。

common sense education®

Create Your Free Account

Educators can create accounts to access lesson plans, review edtech tools, and more. Students should not create their own accounts.

Sign in with Google Sign in with Clever

OR USE YOUR EMAIL

Enter your email address

Password strength:

Create password

Confirm password


Next



<https://www.commonsense.org/education/>

指示继续:

- 在所有字段中输入信息来完成表格。
- 为您的帐户创建用户名时，其长度必须介于 2-24 个字符之间。唯一允许的标点符号是句号、连字符、撇号和下划线。
- 输入您在 [CAPTCHA](#) 窗口中看到的文本。如果您无法区分文本，请单击左上角的音频按钮。
- 完成表格后，单击“创建我的帐户”按钮。

 **common sense education**


Create Your Free Account


Educators can create accounts to access lesson plans, review edtech tools, and more. Students should not create their own accounts.

This field is required. This field is required.

Your username must be 2 to 24 characters long.

I'm not in the U.S.





I agree to the [Common Sense Media terms of use](#) and [privacy policy](#).



<https://www.commonsense.org/education/>

指示继续:

- 完成个人资料。这样做将有助于网站根据您的角色或兴趣定制内容:
 - 角色
 - 您指导的年级
 - 您指导的科目
- 点击 NEXT 下一步

common sense education®

ACCOUNT CREATED ABOUT YOU YOUR NEWSLETTERS

Complete your profile

[Skip this step](#)

Personalize your experience by answering a few simple questions.

My professional role

Please select ▼

My grades

Pre-K K 1 2 3 4 5 6 7 8 9 10 11 12

My subjects

English Language Arts Math Science

Social Studies Arts World Languages

English-Language Learning Health & Wellness

How did you hear about Common Sense Education?

Please select ▼

Next



<https://www.commonsense.org/education/>

指示继续:

- 常识教育提供的好处之一是时事通讯。查看选项并选择您可能想要订阅的选项。主题和频率因时事通讯而异。
- 选择后，单击订阅按钮。

common sense education®

ACCOUNT CREATED ABOUT YOU YOUR NEWSLETTERS

Your newsletters [Skip this step](#)

Get the latest tips, reviews, and resources from our experts straight to your inbox!

<p>Common Sense Education <i>Weekly</i></p> <p>Discover teacher-approved tools and resources to inspire your next great lesson.</p> <p>Subscribe</p>	<p>Common Sense Media <i>Twice a week</i></p> <p>Get the latest parenting advice and stay in the know with all things Common Sense. Plus, see selected new ratings and reviews for movies and more.</p> <p>Subscribe</p>
<p>Boletín Latino <i>Bisemanal</i></p> <p>Obtén recomendaciones, consejos y consejos para tu familia.</p> <p>Únete ya</p>	<p>Kids Action <i>Periodically</i></p> <p>Stay up to date on our advocacy work that aims to improve kids' digital well-being.</p> <p>Subscribe</p>

Subscribe



<https://www.commonsense.org/education/>

恭喜！您现在拥有一个帐户。让我们来看看：


The screenshot shows the Common Sense Education website. At the top left is the logo. To the right is a search bar with the text "GO TO SEARCH" and a "Donate" button. Below the search bar is a green navigation bar with the following tabs: "Digital Citizenship", "EdTech Reviews", "Professional Development & Advice", "Resources in Spanish", and "Distance Learning". The main banner features a background image of two children looking at a screen, with the text "Schools everywhere trust our free digital citizenship curriculum and edtech ratings".

What Are You Looking For?



Digital Citizenship

Help students take ownership of their digital lives. New lessons now available!



EdTech Ratings & Reviews


In-depth and trusted reviews by our experts help you find the right app, game, or website for your classroom.



Wide Open School

Free and easy-to-use distance learning hub for families and educators with students pre-K-12.


Three core areas



<https://www.commonsense.org/education/>

特色资源、网络研讨会、工具等：

Featured Resources




Young Voter's Guide to Social Media and the News

It's an election year. Focus on news and media literacy in the classroom.

Finding reliable voter resources is no easy task. That's why Common Sense created the Young Voter's Guide to Social Media and the News.


[Go to the guide](#)



Expert Advice, Curated For You

Stay up-to-date on new edtech tools, and find inspiration for your classroom.

[See the advice](#)




common sense selection
LEARNING

Introducing Common Sense Selections for Learning

This brand-new program recognizes the year's best media resources and tools, hand-picked by our editorial staff and based on our rigorous pedagogical rubric and extensive evaluation process.

[See our selections](#)




Common Sense Educators
common sense education®

Join Our Facebook Group


Connect with other inspiring educators committed to a classroom culture of digital citizenship and learning.

[Join today](#)


Discover More




Recognition
Join a community of exemplary educators and schools.



Family Engagement Resources
Help families have meaningful conversations about their digital lives.



Our Latest Research
The Common Sense Census: Inside the 21st-Century Classroom (2019)

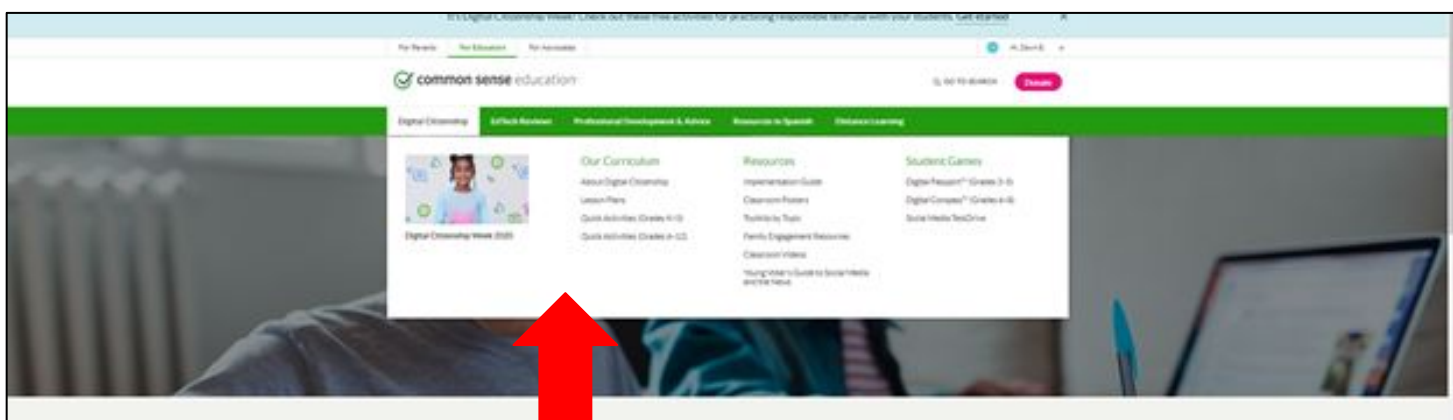


Free Monthly Webinars
Get helpful tips and strategies on the topics you care about the most.



<https://www.commonsense.org/education/>

网站导航:



- 将鼠标悬停在页面顶部的菜单选项上以导航到更多页面/主题。
- 利用右上角的搜索栏:

GO TO SEARCH

Donate

ning



<https://www.commonsense.org/education/>

通过单击右上角的“转到搜索”链接，您将被转到：

<https://www.commonsense.org/education/search-start>

The screenshot shows the Common Sense Education website interface. At the top left is the logo. A red arrow points to the 'GO TO SEARCH' link in the top right corner. Below the logo is a navigation menu with categories: Digital Citizenship, EdTech Reviews, Professional Development & Advice, Resources in Spanish, and Distance Learning. The main content area features a search bar with the text 'Search reviews, lessons, videos, and advice.' and a search input field with the placeholder 'Enter keywords to refine your search.' and a 'Choose a resource' dropdown menu. Below the search bar, there is a section titled 'Browse resources to find what you're looking for.' with three cards: 'Reviews' (with a magnifying glass icon), 'Lessons' (with a document icon), and 'Videos & Advice' (with a video icon). Each card contains a brief description of the resource type.

- 评论
- 课程计划
- 视频和建议
- 新东西和更多



<https://www.commonsense.org/education/>

需要帮忙？

- 访问会员帮助中心
: <https://commonsense.force.com/membersupport/s/>
- 查找技术支持等链接：

The screenshot shows the Common Sense Education Help Center. At the top left is the Common Sense logo. A navigation bar includes links for Home, Top Articles, Topic Catalog, Contact Support, Privacy Rights (EU), Privacy Rights (Non-EU), and More. The main heading is "Help Center" with a search bar below it. The content is organized into four columns, each with an icon and a list of links:

- General Information** (star icon):
 - About Common Sense
 - Registration and Membership
 - Donations
 - Sharing Our Content
 - Technical Support
- Common Sense Media** (house icon):
 - Ratings and Reviews
 - Common Sense Selections for Families
 - Latino Resources
 - Original Research
 - Common Sense Media Plus
- Common Sense Education** (screen icon):
 - Digital Citizenship
 - EdTech Reviews
 - Recognition Program
 - Professional Development
 - Privacy Initiative
 - Games and Interactives
 - Common Sense Selections For Learning
- Common Sense Kids Action** (shield icon):
 - About Common Sense Kids Action
 - Become an Advocate
 - Legislation Reviews
 - Nonpartisan Approach