



## Coolpad Surf HOTSPOT

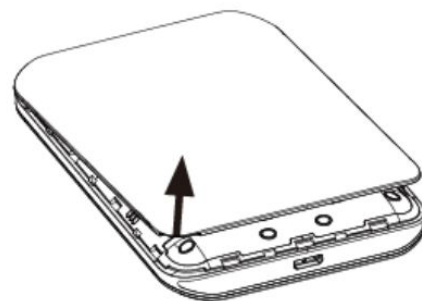
### Coolpad Surf HOTSPOT Set Up

The Coolpad Surf Hotspot that was provided by TGH is serviced through Mobile Citizen.



1. Open the back cover to check that the battery is installed and to get your Wifi information.

- Turn the hotspot faced down.
- Locate the notch on the bottom left hand corner.
- Use your nail or thin flat object to detach the corner of the cover
- Then lift off the rest of the cover to release it.

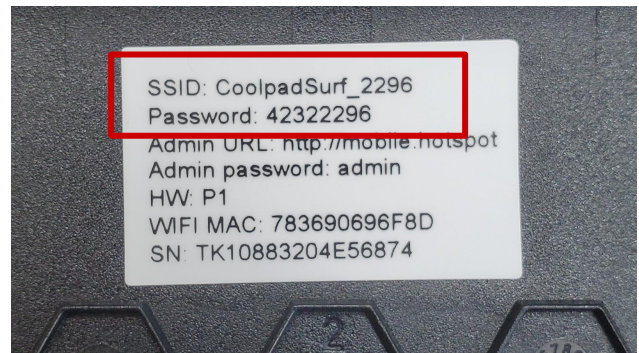


2. Check that your battery is installed. If not, install it as pictured.

3. Locate your Wifi information on the inside of the back cover.

On a piece of paper write down

- the SSID  
(the name of your wifi network)
- and the password.




4. When you're done, place the back cover back onto onto your hotspot.

5. Connect the microUSB cable to the USB port at the bottom of your device.

6. Connect the other end to the travel adapter.

7. Connect the travel adapter to an electrical outlet and fully charge your device.

8. When fully charged disconnect your charging cable from the wall and the hotspot.



9. To turn on the hotspot press and hold the Power Button for 3 seconds.



10. When your hotspot is ready to use you should see green lights.


11. You can now connect your computer, tablet and phones to this wifi signal.


12. On the next page we will explain how to read the LED indicators.





# On Screen Indicators



 **Network:** The Network Icon displays your network status. A green light means you have a good connection. A yellow light means you have a poor internet connection. A red light means you have no internet connection or no service.

 **Wi-Fi:** The Wifi Signal Icon lights up when you are connected.

 **Battery:** The Battery Icon displays your battery level. A solid green light means the battery level is 40-100%. A solid yellow light means the battery is at 16-39%. A solid red light means your battery is less than 15%. When the hotspot is charging the light will flash red when the battery level is under 15%, or will flash yellow if the battery level is 16%-39% or flash green when the battery level is 40%-100%.

 **Data:** The data icon will be green when your device is downloading and uploading with your data to and from your device. It may flash.

\*For issues with service you can call **1-877-216-9603** or message them through their website at <https://mobilecitizen.org/about/contact-us/>